




LED 155

Marine LED lantern for buoys and minor beacons

LED 155 is a general purpose LED lantern commonly used on both fixed and floating structures. The lantern is modular in design. It can be configured with two different vertical divergencies and 1-3 tiers depending on operational requirements.

- Range up to 8 NM at $T_c = 0,74$
(12 NM at $T_c = 0,85$)
- Standard IALA colours
Red, Green, White, Yellow and Blue/Yellow
- Rugged aluminium housing for installation in harsh marine environments
- Extremely low power consumption, suitable for solar and battery operation
- Integrated flasher with day-night switch
- Integrated 16A solar panel charger using pulse width modulation
- Adjustable intensity and range
- Available with narrow (6°) or wide (10°) vertical divergence
- Programmable with Sabik standard IR programming devices
- Integrated event log for 365 days
- Optional integrated GPS synchronization
- Optional integrated GSM Remote monitoring
- Optional Bluetooth control



Optical performance LED 155

Maximum fixed intensity, narrow lens (fixed structures)

Simplex, 6 W	200 cd	240 cd	380 cd	200 cd
Duplex, 12 W	380 cd	450 cd	720 cd	380 cd
Triplex, 18 W	560 cd	660 cd	1060 cd	560 cd

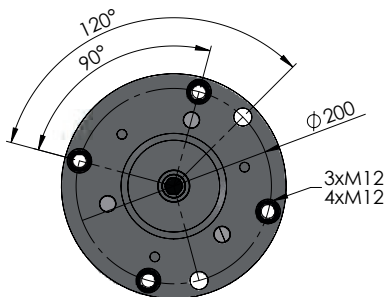
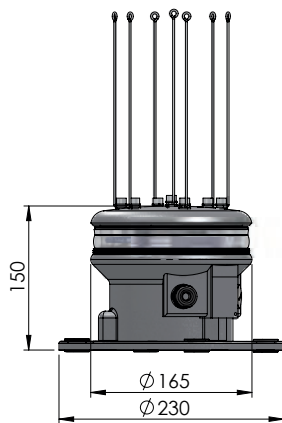
Maximum fixed intensity, wide lens (floating structures)

Simplex, 6 W	120 cd	160 cd	240 cd	120 cd
Duplex, 12 W	230 cd	300 cd	450 cd	230 cd
Triplex, 18 W	340 cd	440 cd	670 cd	340 cd

Optical performance LED 155 B/Y

Maximum fixed intensity

Nominal 6 W	45 cd	45 cd
-------------	-------	-------



Product code example: LED-155-3-NR-9

- **LED-155-3** is Sabik code for a three-tier LED 155
- **NR** is the code for a Narrow Red lens
- **9** is a selection of option 9 GSM monitoring together with GSM/GPS antennas

Order Overview LED-155-2-WBY

Wreck marking lantern blue/yellow

Main Technical Specification LED 155

Lens visual/Mechanical diameter	160 mm
Lens material	UV stabilized Polycarbonate
Light source	Light Emitting Diodes (LEDs)
Vertical divergence	6° or 10° @ 50% (±1°)
Unit lifetime	Up to 10 years
Weight	3,9 kg for single tier unit
Temperature range	-40°...+60°C
Supply Voltage	10– 32 VDC
Solar Panel Charger	16 ampere PWM charger
Power consumption	Max 6 watts / tier
Degree of protection	IP68

Main Technical Specification LED 155 Blue/ Yellow wreck mark

Lens visual/Mechanical diameter	160 mm
Lens material	UV stabilized Polycarbonate
Light source	Light Emitting Diodes (LEDs)
Vertical divergence	10° @ 50 % (± 1°) of peak intensity
Unit lifetime	Up to 10 years
Weight	4,2 kg
Temperature range	-40°...+60°C
Supply Voltage	10 – 32 VDC
Power consumption	Max 6 watts / tier
Cable length	2 m / 6 m

Order Overview LED 155

N = Narrow (6° @ 50 % of peak intensity) single tier (standard)		Two tiers (duplex)		Three tiers (triplex)	
Red	LED-155-1-NR	Red	LED-155-2-NR	Red	LED-155-3-NR
Yellow	LED-155-1-NY	Yellow	LED-155-2-NY	Yellow	LED-155-3-NY
Green	LED-155-1-NG	Green	LED-155-2-NG	Green	LED-155-3-NG
White	LED-155-1-NW	White	LED-155-2-NW	White	LED-155-3-NW

W = Wide (10° @ 50 % of peak intensity) single tier (standard)		Two tiers (duplex)		Three tiers (triplex)	
Red	LED-155-1-WR	Red	LED-155-2-WR	Red	LED-155-3-WR
Yellow	LED-155-1-WY	Yellow	LED-155-2-WY	Yellow	LED-155-3-WY
Green	LED-155-1-WG	Green	LED-155-2-WG	Green	LED-155-3-WG
White	LED-155-1-WW	White	LED-155-2-WW	White	LED-155-3-WW

Option matrix

OPT 4: GPS sync	Integrated GPS sync including GPS antenna
OPT 9: LightGuard GSM + GPS	Integrated GSM based monitoring including GSM/ GPS antennas
OPT 10: LightGuard GSM	Integrated GSM based monitoring including GSM antenna
OPT 11: Control card	Control card for secondary battery
OPT 12: Aux card with I/O	Aux card including I/O ports
OPT 13: Aux card with RS485 and I/O	Aux card including RS 485 and I/O port
OPT BT	Bluetooth control
Shock & Tilt Sensor	Integrated 3-axis G sensor for tilt and shock sensing